



Following the Paper Trail

An exploration of paper usage and
purchasing on Fairfield University's campus

Julia Nojeim

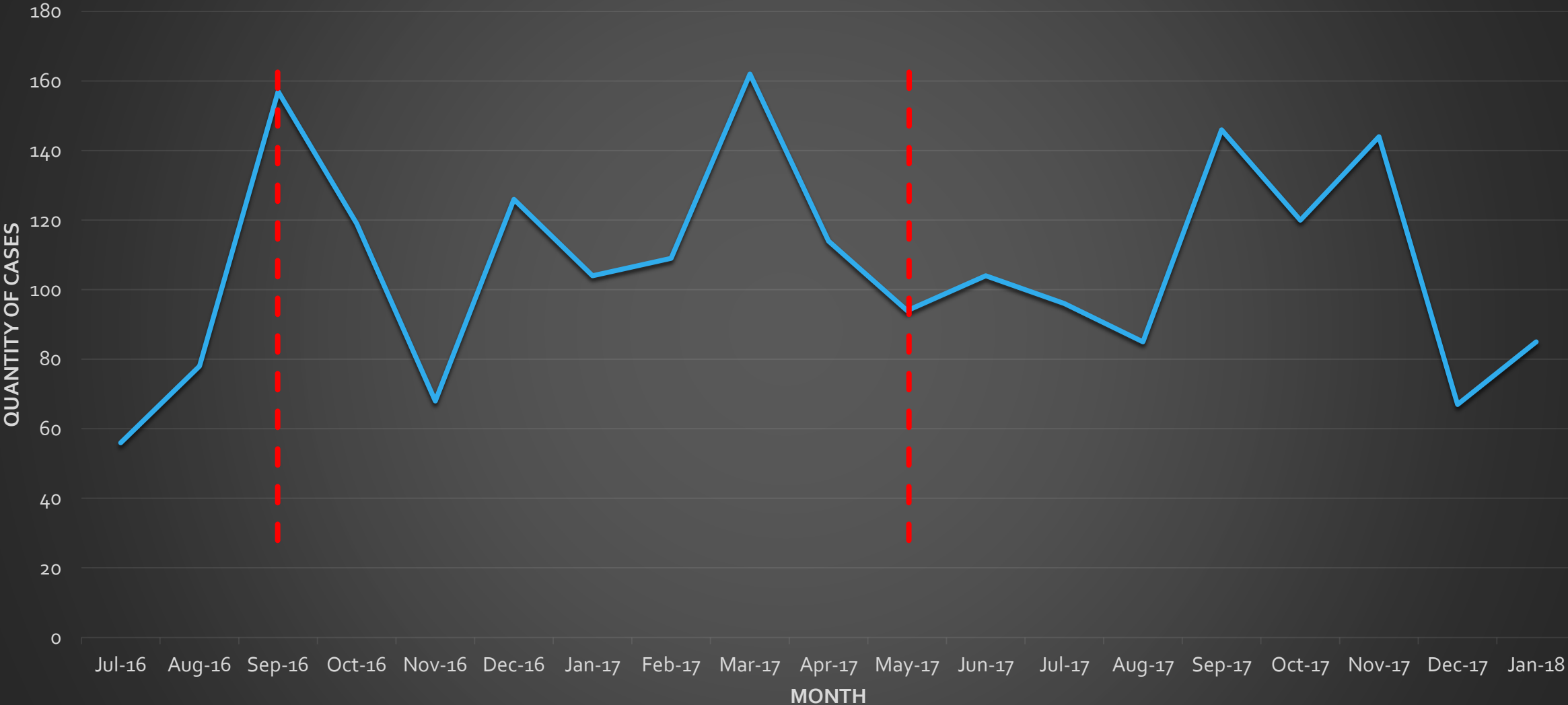
Dr. Dina Franceshi

Goals of the Study

- Investigate on campus paper purchases
 - Timeline
 - Departments
 - Types
 - Copier
 - Wepa
- FSC vs SFI paper
- FSC vs PRC paper
- Cost comparisons

Purchases over a Year

Paper Purchases Jul '16 - Jan '18



Types of paper bought and by whom

- Overall 66.81% FSC, 15.39% PRC, 16.86% neither
 - 30% PRC most popular PRC paper, 9.44% N/A
- Arts & Sciences 266
 - 82.33% FSC Certified, 7.14% Acid-Free, 6.77 PRC, 2.26% N/A
- Fairfield College Preparatory 199
- Dolan School of Business 110
 - 90% FSC Certified, 10% SFI Certified
- Biology Department 89
 - 96.36% FSC Certified, 2.25% N/A, 1.12% SFI Certified
- Bursar's Office 81
 - 74.07% N/A, 24.69% FSC Certified, 1.23% 30%PRC

Copier Usage

February and March 2017 data

Total money spent

- AVP - \$8202
- Graduate Education Program - \$6620
- Housemaster's Office - \$6141
- Accounting - \$2808
- Sodexo - \$2593

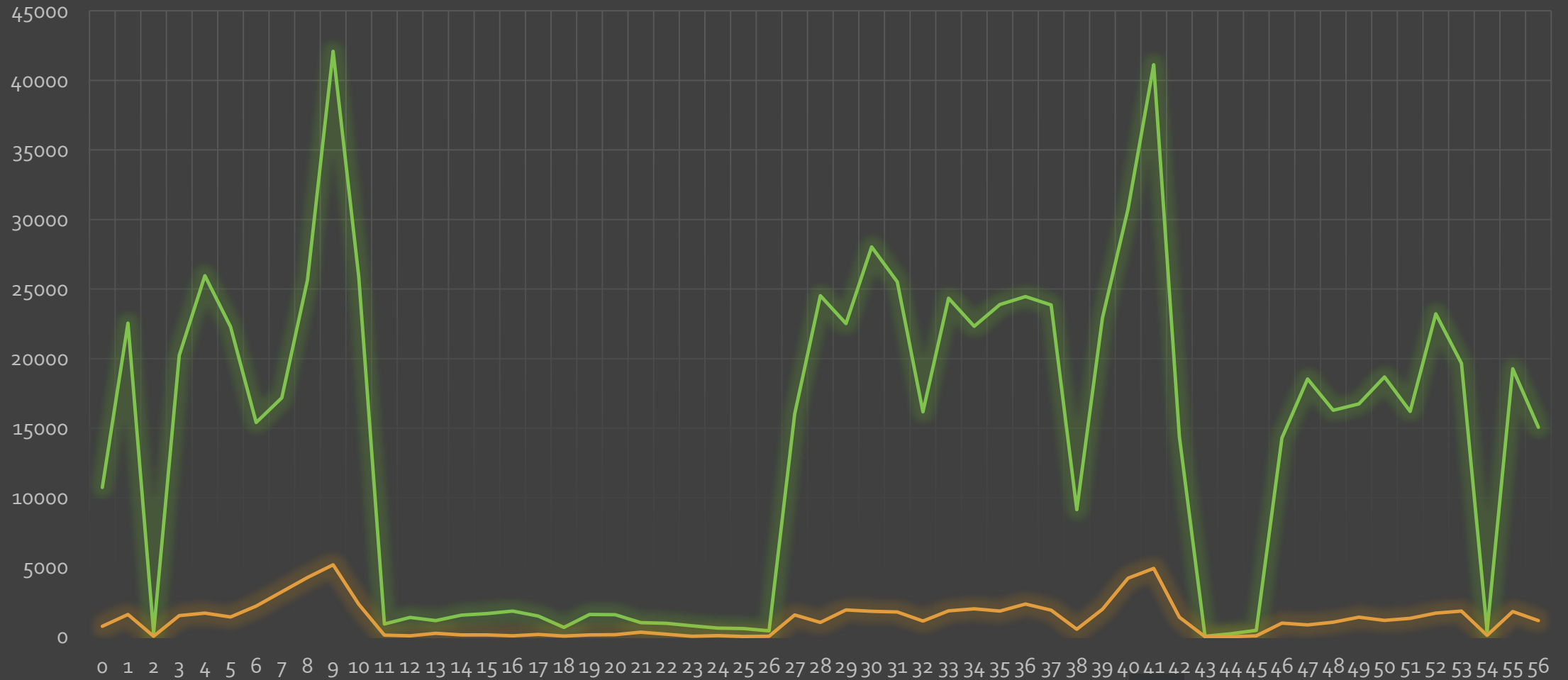
Per capita money spent

- Accounting
 - \$200 per person
 - 12 staff members
- Physics
 - \$119 per person
 - 11 staff members
- Graduate Education Program
 - \$110 per person
 - (25 staff members)

Wepa Printing

Printing Volume by Week February 2017-March 2018

Mono Color



2/26/17

3/12/17

4/30/17

5/14/17

8/27/17

9/03/17

12/10/17

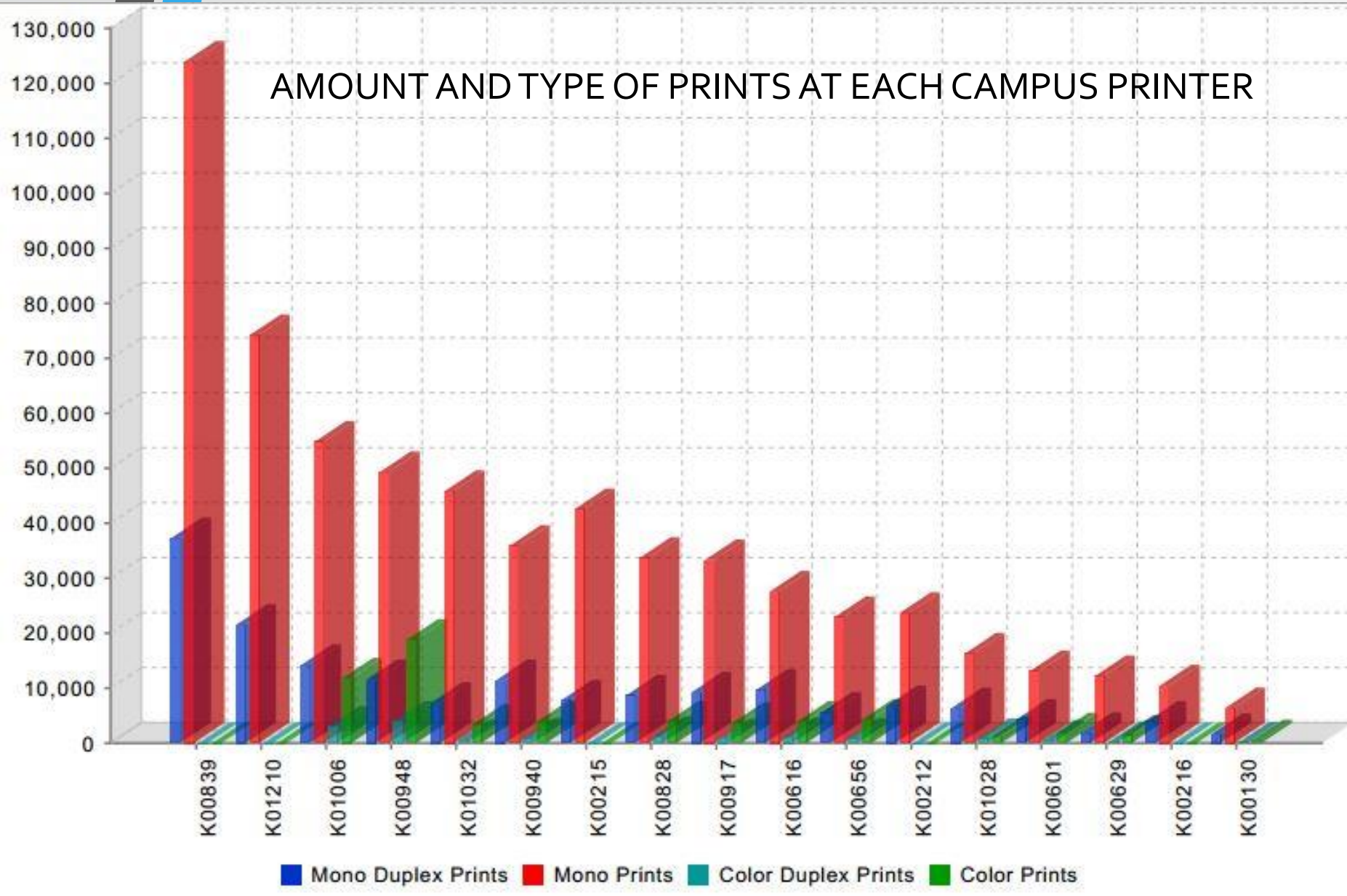
1/07/18

3/11/18

3/25/18

Wepa Printing

AMOUNT AND TYPE OF PRINTS AT EACH CAMPUS PRINTER



- Mostly single sided
 1. NYS Commons B&W
 2. BCC Info Desk B&W
 3. BCC Info Desk Color



FSC vs. SFI



- Both are independent, nonprofit, third party certification organizations
- SFI
 - Water quality, biological diversity, and aesthetics and recreation
 - Adoption of management systems
 - Doesn't have to be from an SFI certified forest to be an SFI certified product
 - Only in America
- FSC
 - Performance based certification
 - Requires protection of indigenous peoples
 - Environmental impact
 - Chain of Custody Certification traces back processing, transformation, manufacturing, and distribution

FSC vs Recycled Content

FSC

- Ensures paper met certain environmental, economic and social standards from start to finish
- Doesn't cut down on waste

Recycled

- Ensures paper is being reused and therefore reduces waste
- Could take fossil fuels to recreate



Cost savings from going recycled

Blizzard™ Blinding White Copy Paper 0% recycled 5000 CT	\$68.99
Flagship™ Recycled 30% Recycled Copy Paper 5000CT	\$56.99
Flagship™ Recycled 50% Recycled Copy Paper 5000CT	\$65.99
Flagship™ Recycled 100% Recycled Copy Paper 5000 CT	\$68.99
Boise® ASPEN 30% Recycled Multi-Use Paper 5000 CT	\$63.99
Boise® ASPEN 50% Multi-Use Recycled Paper 5000CT	\$67.99

Study Conclusions

- The majority of purchased paper is FSC Certified
- Majority of paper is purchased in September and March
- Top 3 purchasers:
 - College of Arts and Sciences
 - Dolan School of Business
 - Fairfield Preparatory
- Majority of printing: last week of April & second week of December
- Majority of Wepa printing is single sided
- Switching to PRC paper is of equal or lesser cost

Going Forward

The future for the paper trail

- Balance FSC and Recycled Content paper
- Reduce usage
- 66.81% FSC, 15.39% PRC, 16.86% neither
- Encourage duplex printing

The future for this study

- Survey for home printing
- Continual follow-up on purchasing
- Monitor duplex printing

